



# Línea Industrial



**Dialuc**<sup>®</sup>  
GRUPO

[www.dialuc.com.mx](http://www.dialuc.com.mx)


División Aluminio



Introducción .....	3
Nuestros procesos .....	4
Esquineros .....	5
Pisos .....	6
Bisagras .....	9
Gradas .....	10
Jaladeras .....	12
Tabletas y topes para cortinas .....	14
Bordas .....	15
Zetas .....	20
Ribetes y jotas para vidrio .....	22
Marcos para domos .....	23
Tubos cuadrados y rectangulares .....	25
Tubos redondos .....	26
Barras solidas redondas y tees .....	27
Soleras .....	28
Ángulos .....	29
Canales .....	30



## Introducción



INDALUM S.A. de C.V. fundada en 1978, pertenece al Grupo Industrial LM., es una empresa fabricante de perfiles y tubos de aluminio para diferentes usos, entre ellos el arquitectónico, enfocado a los fabricantes de puertas, ventanas, fachadas integrales y otras aplicaciones en la industria de la construcción. Contamos con un extenso surtido con la más alta calidad en diversos acabados que cubren las necesidades del sector.

Industrias donde participamos:

- Carrocera
- Línea blanca
- Mueblera
- Transporte
- Comunicaciones
- Agrícola
- Marítima
- Entre otras

Reiteramos nuestro compromiso como parte del GRUPO INDUSTRIAL LM con la más alta calidad, el tiempo de entrega, el servicio y como nuestro propósito fundamental, la plena y absoluta satisfacción de nuestros clientes.

Somos parte de

**División Aluminio**



El Grupo Industrial LM fue fundado en 1964 y cuenta con más de 50 años de experiencia en el mercado. Se destaca por su acelerado crecimiento y se ha consolidado en los mercados nacionales y de exportación en las áreas de perfiles y tubos de acero, extrusiones de aluminio, conductores eléctricos y láminas de acero, gracias a la calidad y disponibilidad de sus productos.




El horno de fundición, vaciado y formado de lingotes cilíndricos para extrusión.



Grandes inventarios de materia prima para asegurar la orden perfecta.



Modernas prensas de extrusión de aluminio operadas automáticamente con pullers robotizados.



Líneas de pintado con sistemas más recientes y avanzados de pre-tratamiento y pintura electrostática continua.

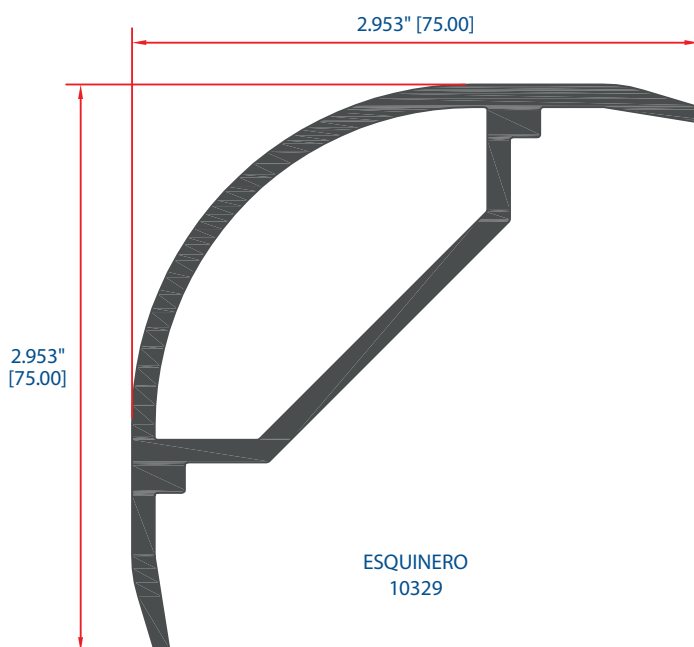


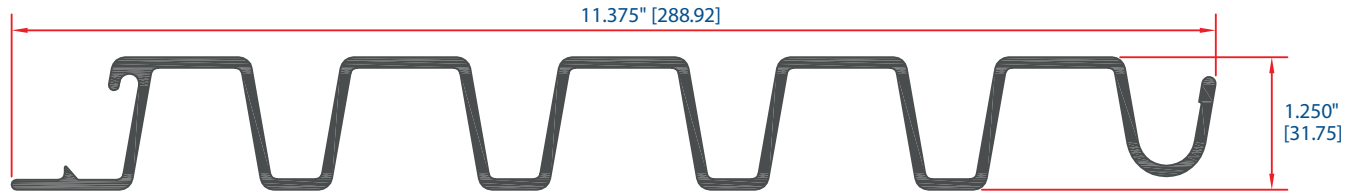
Planta de anodizado totalmente automatizada para garantizar confianza en la calidad de nuestros productos.



La excelente calidad y grandes inventarios de producto nos permiten otorgar un servicio inigualable.

# Esquineros





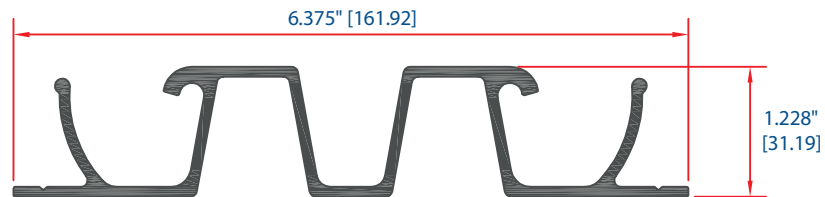
PERFIL P/PISO  
9804



PERFIL P/PISO REFRIGERADOR  
9805

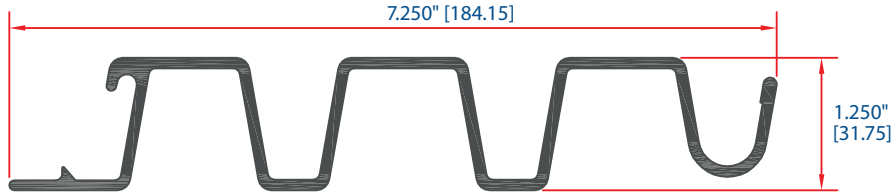


PERFIL P/PISO REFRIGERADOR  
9806



TABLETA P/PISO  
9807

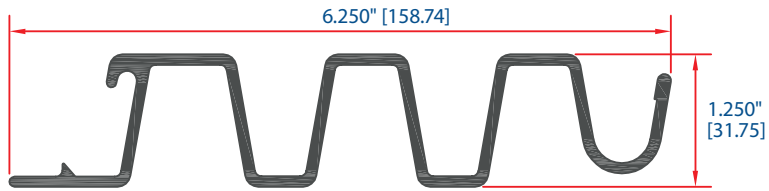
Pisos



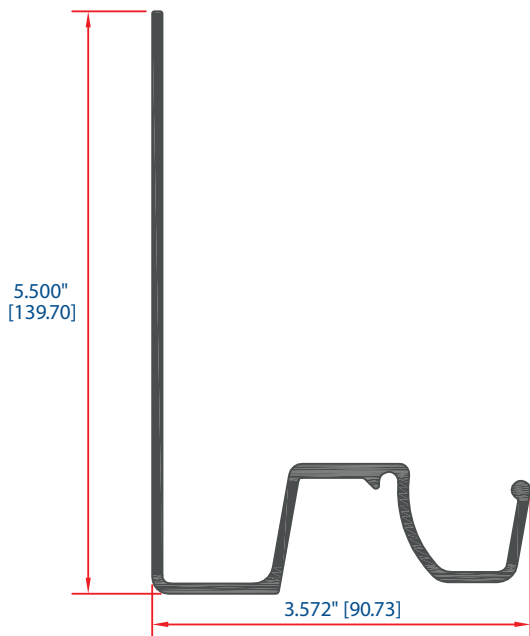
PERFIL P/PISO REFRIGERADOR  
9808



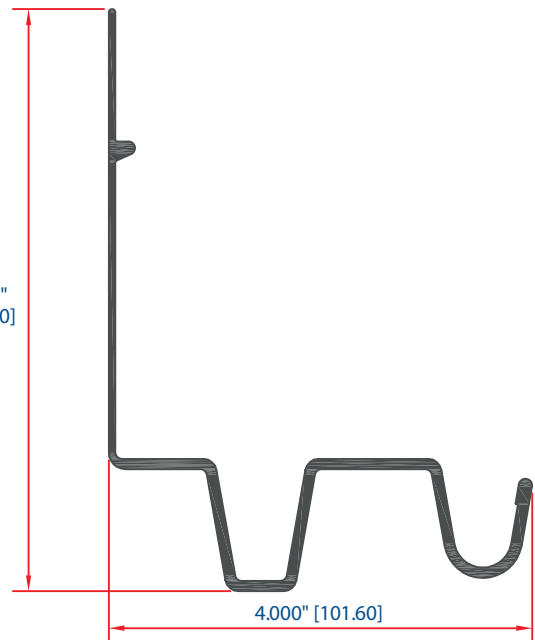
TABLETA PARA PISO  
9809



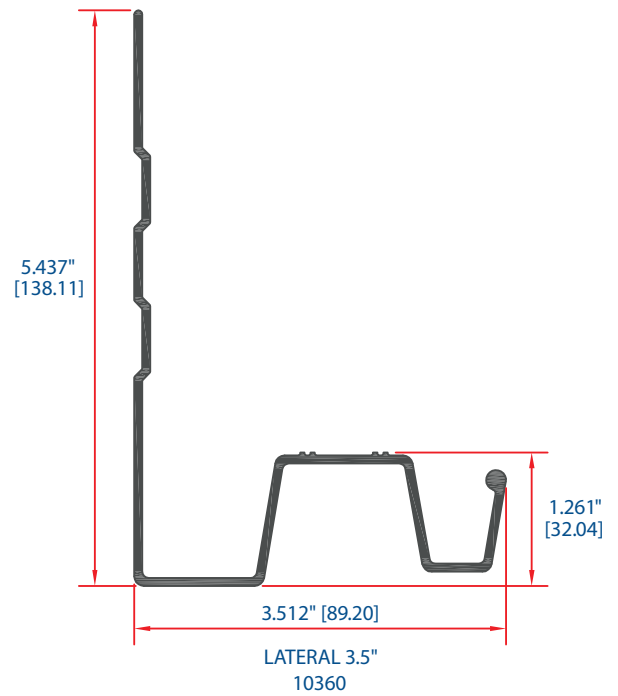
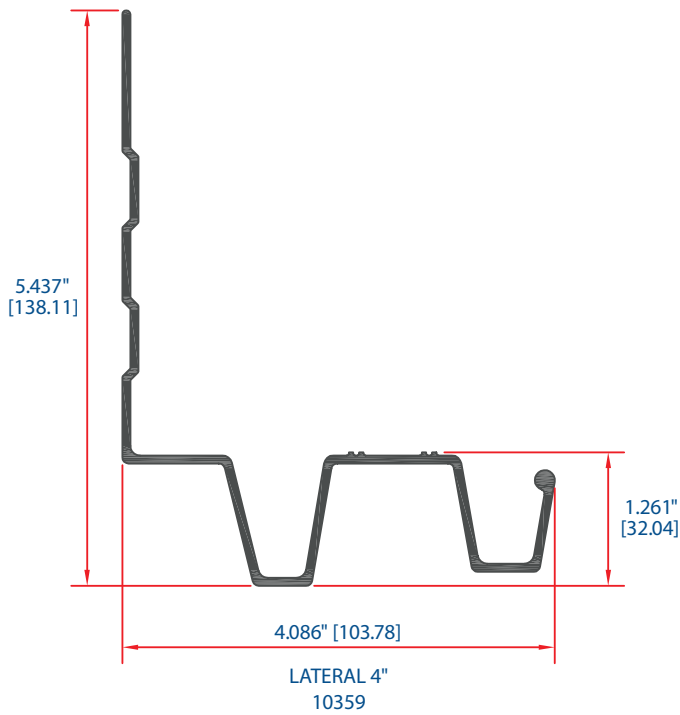
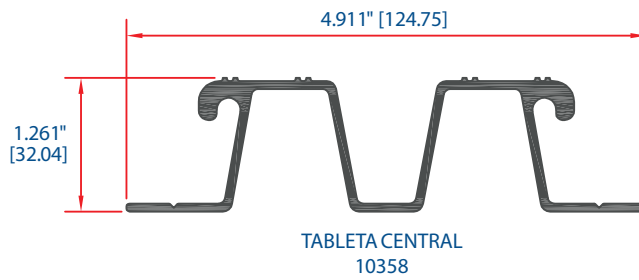
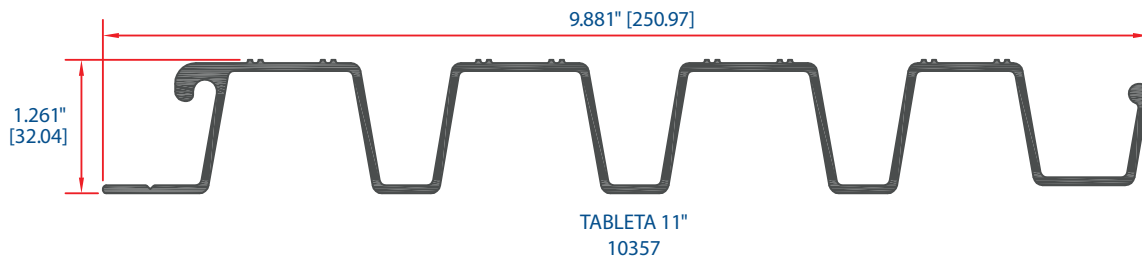
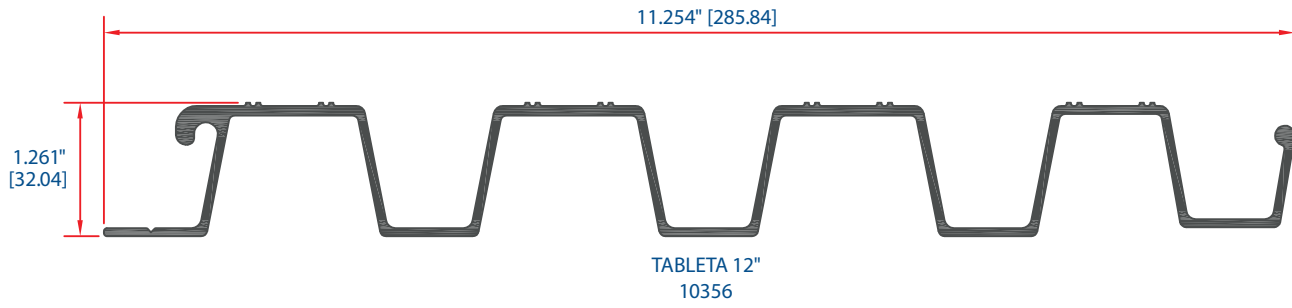
PERFIL P/PISO REFRIGERADOR  
9810



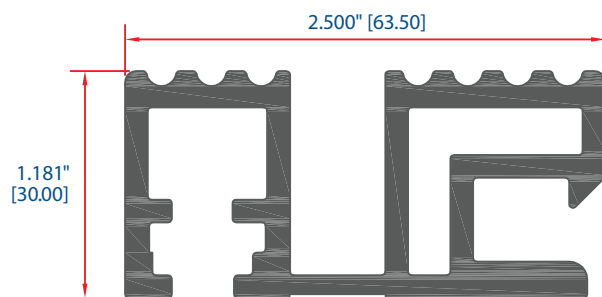
SECCION LATERAL DE PISO  
9811



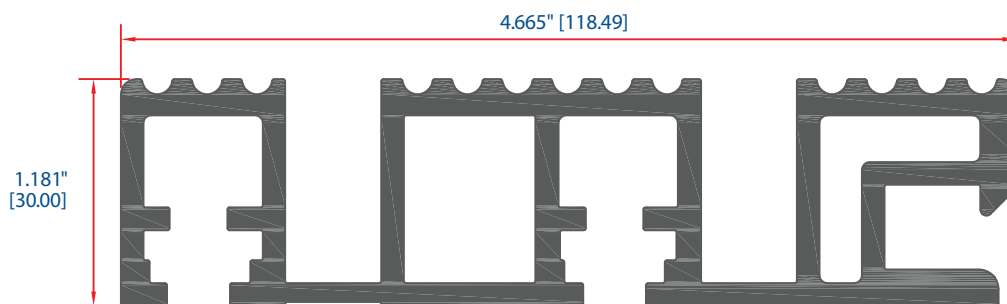
SECCION LATERAL DE PISO  
9812



## Pisos

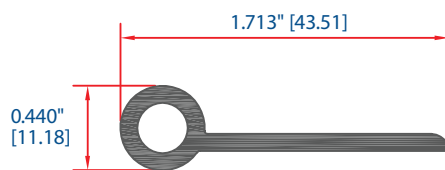


PISO  
10308

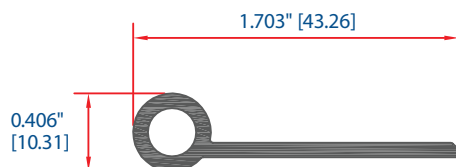


PISO  
10309

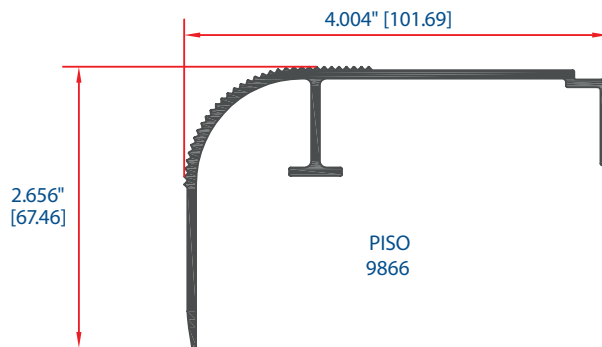
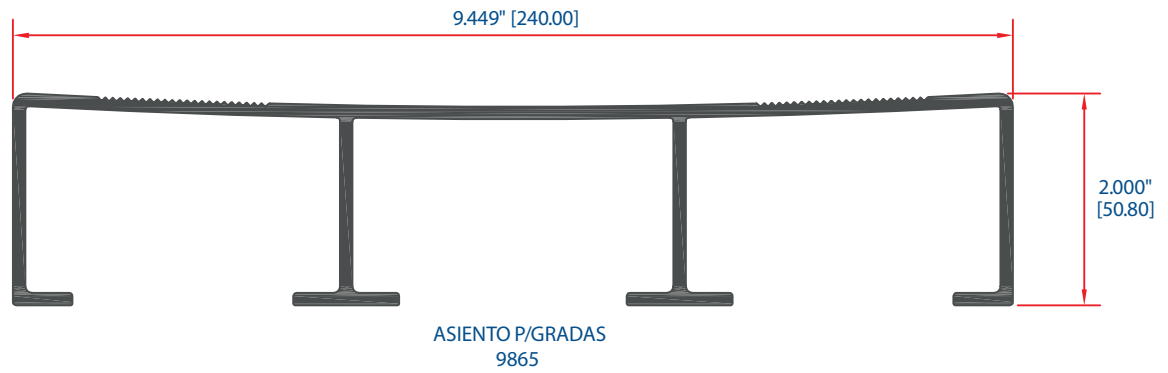
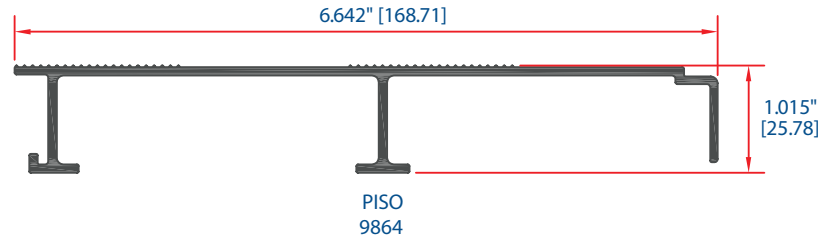
## Bisagras



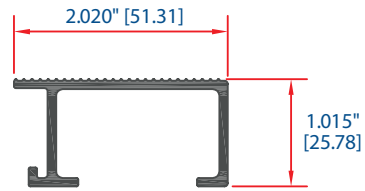
BISAGRA LIBRO  
9246



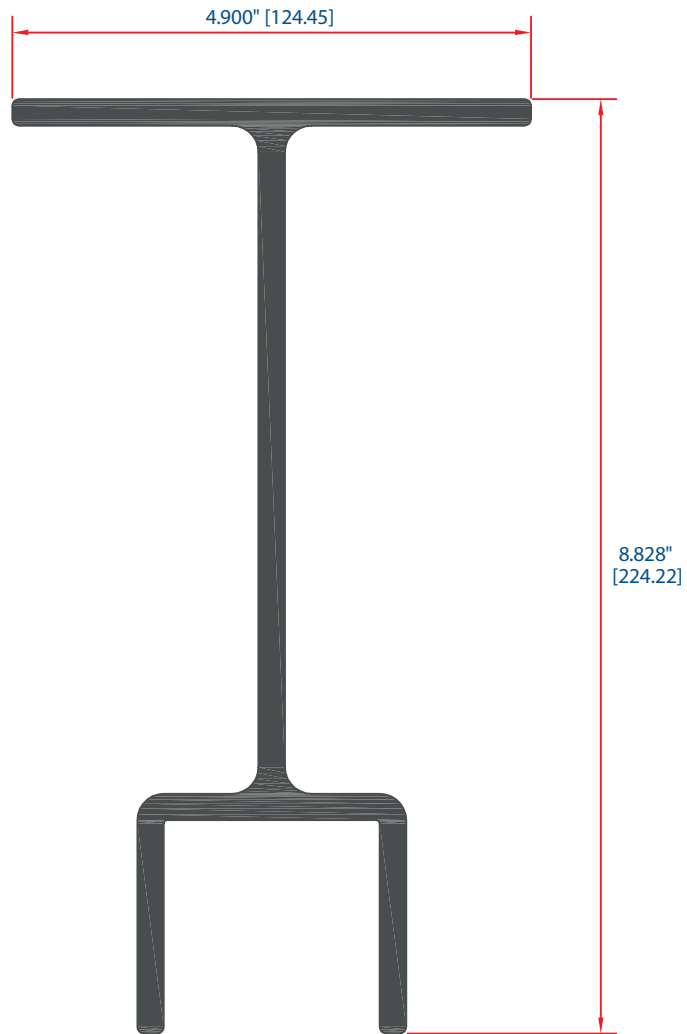
BISAGRA LIBRO  
9247



# Gradas

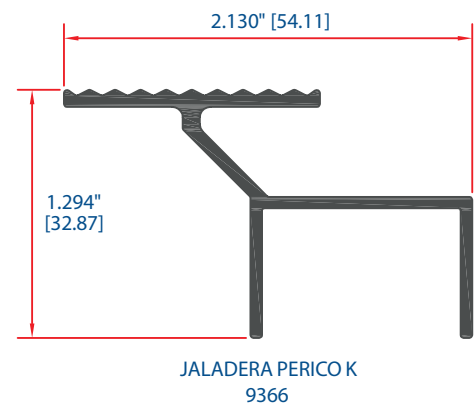
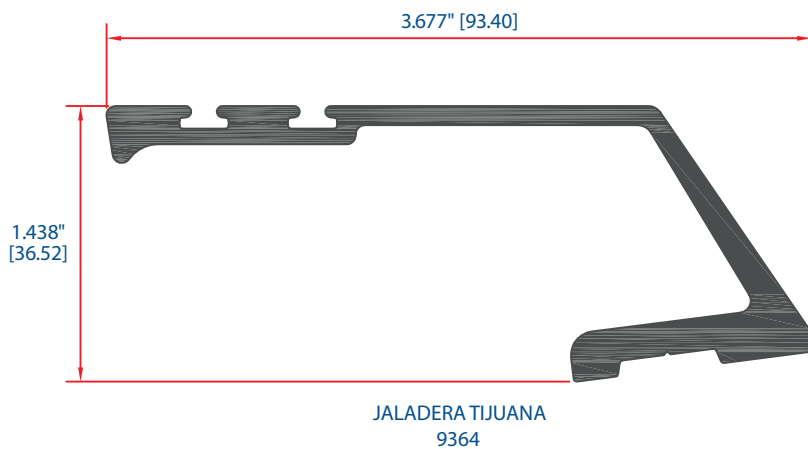
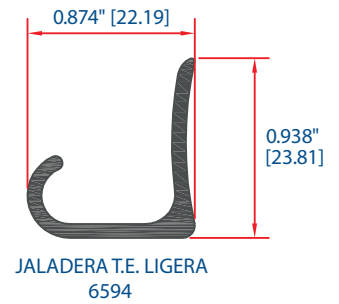
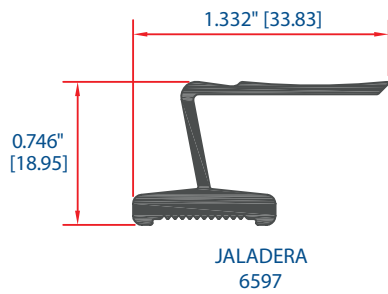
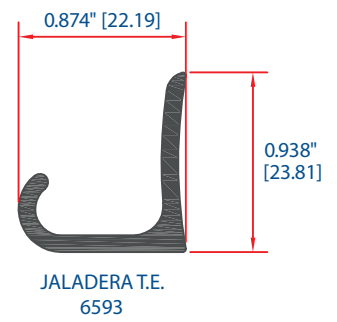
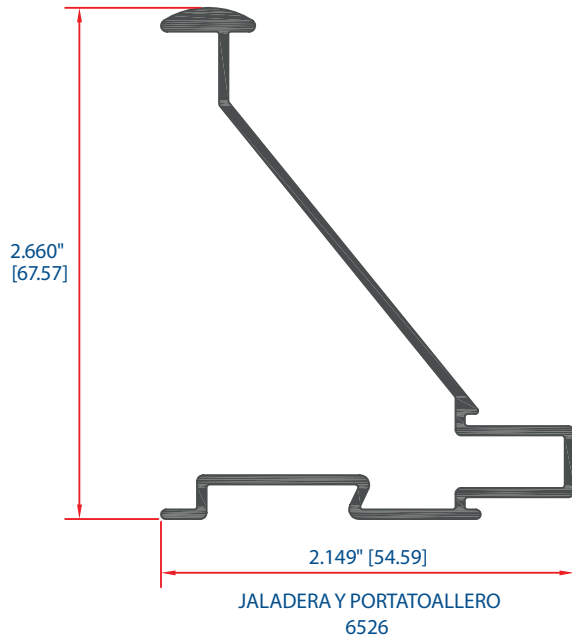


COMPLEMENTO  
9868

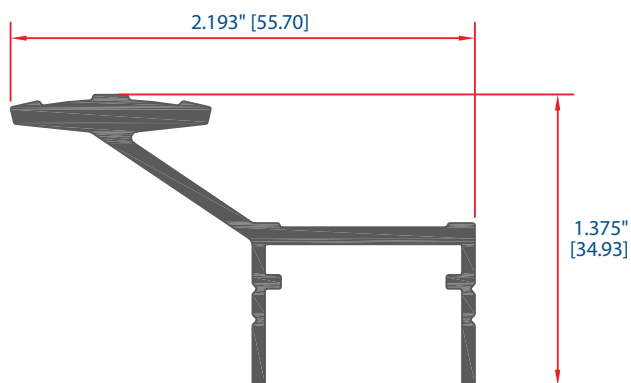


SOPORTE P/BANCA  
9869

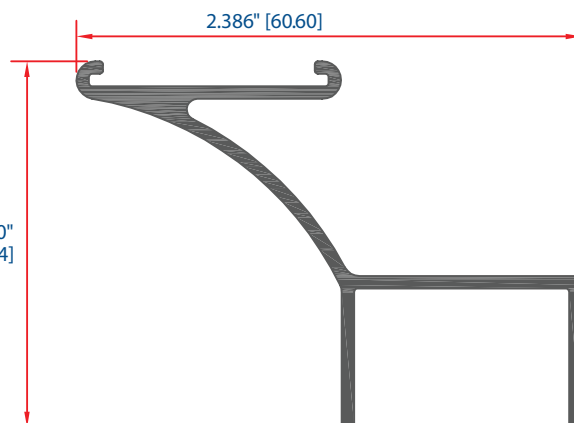
FUERA DE ESCALA



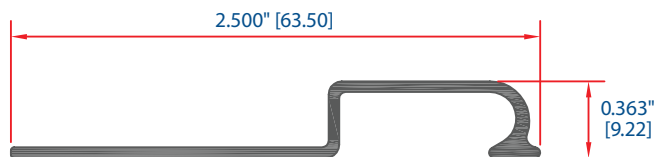
# Jaladeras



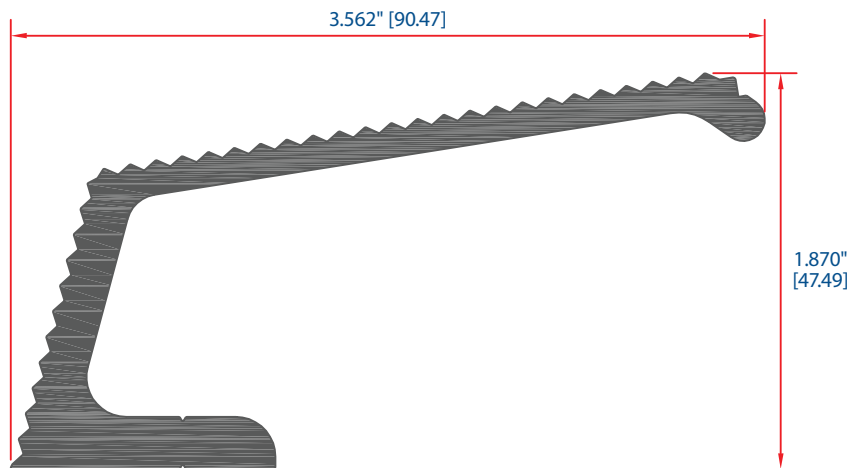
JALADERA PERICO K  
9367



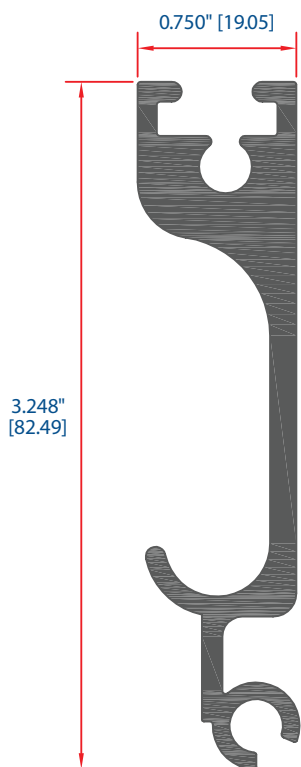
JALADERA PERICO ECONOMICA  
9368




JALADERA P/MOSQUITERO  
9372



JALADERA ESTRIADA  
9373

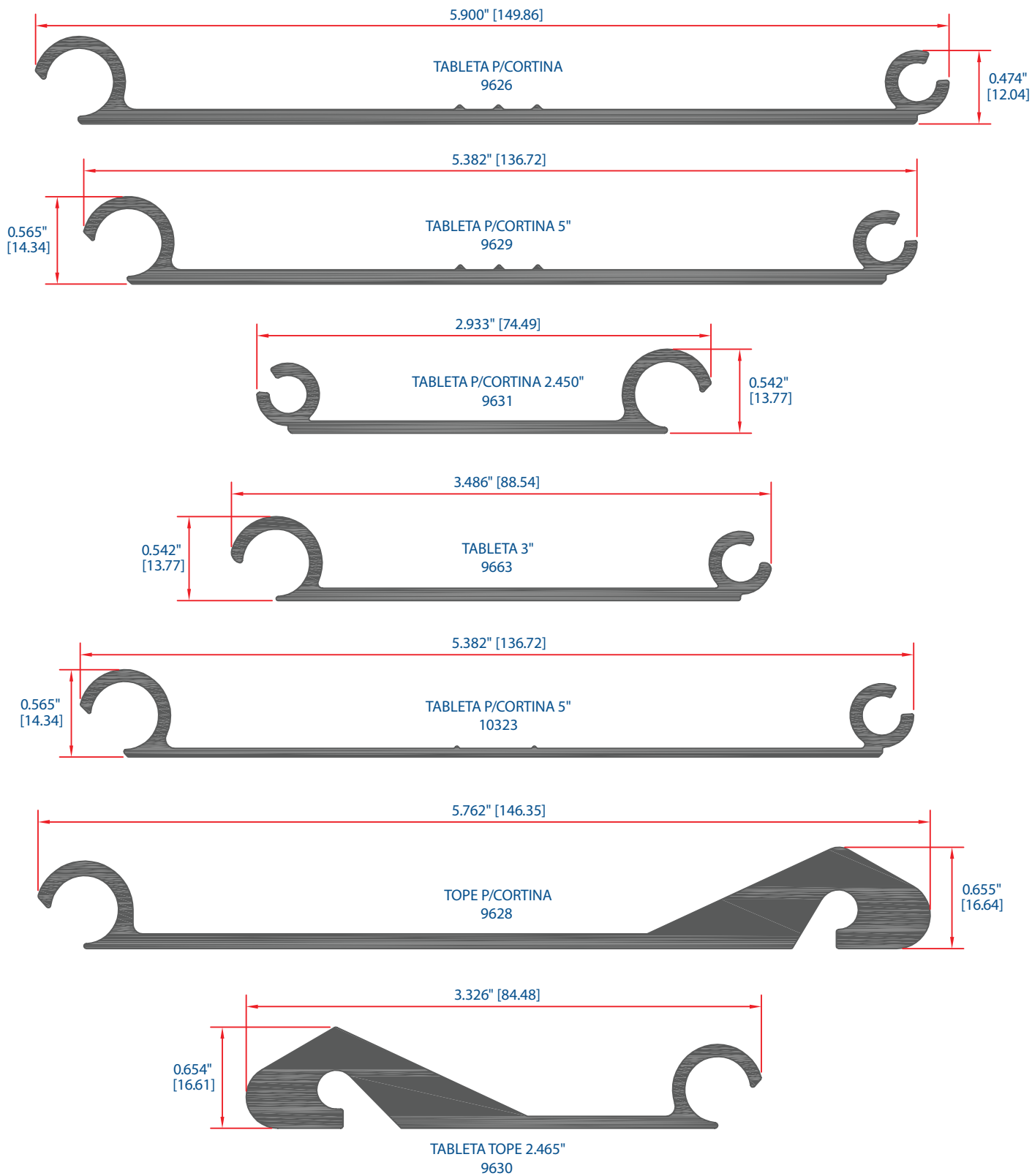


JALADERA P/CORTINA  
9627

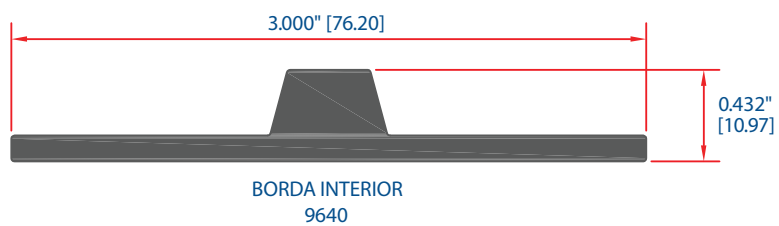
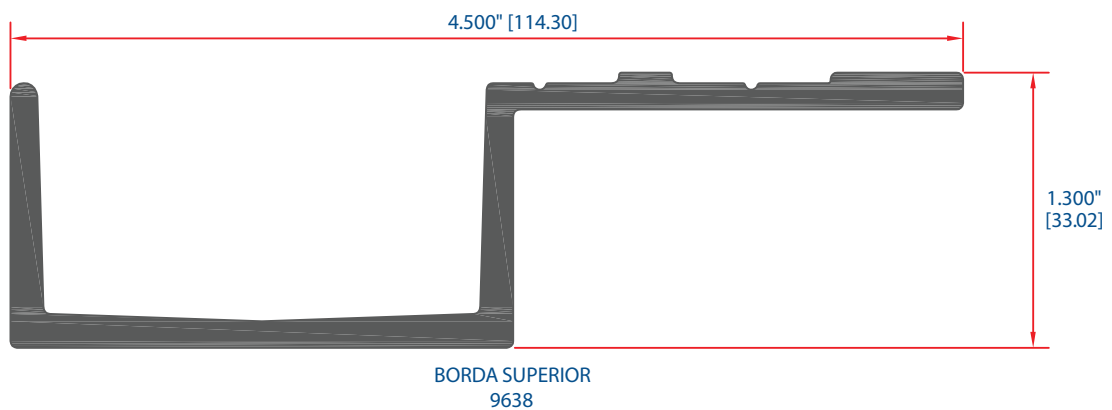
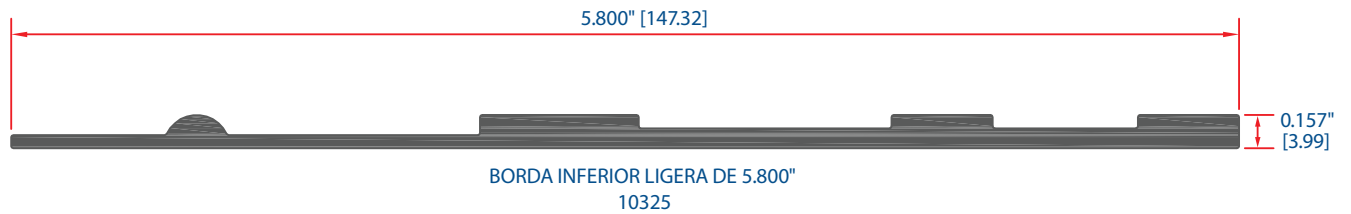
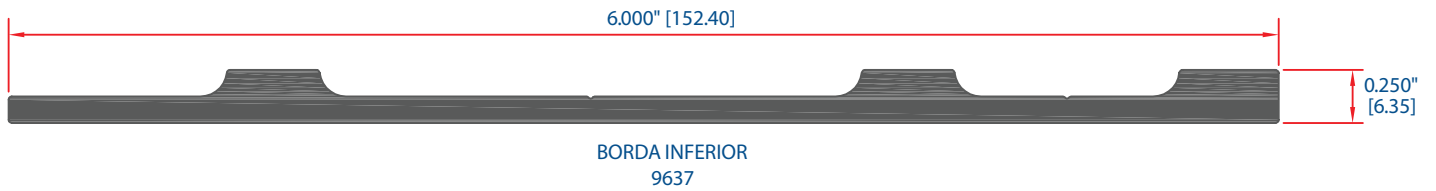



JALADERA INTERMEDIA  
9696

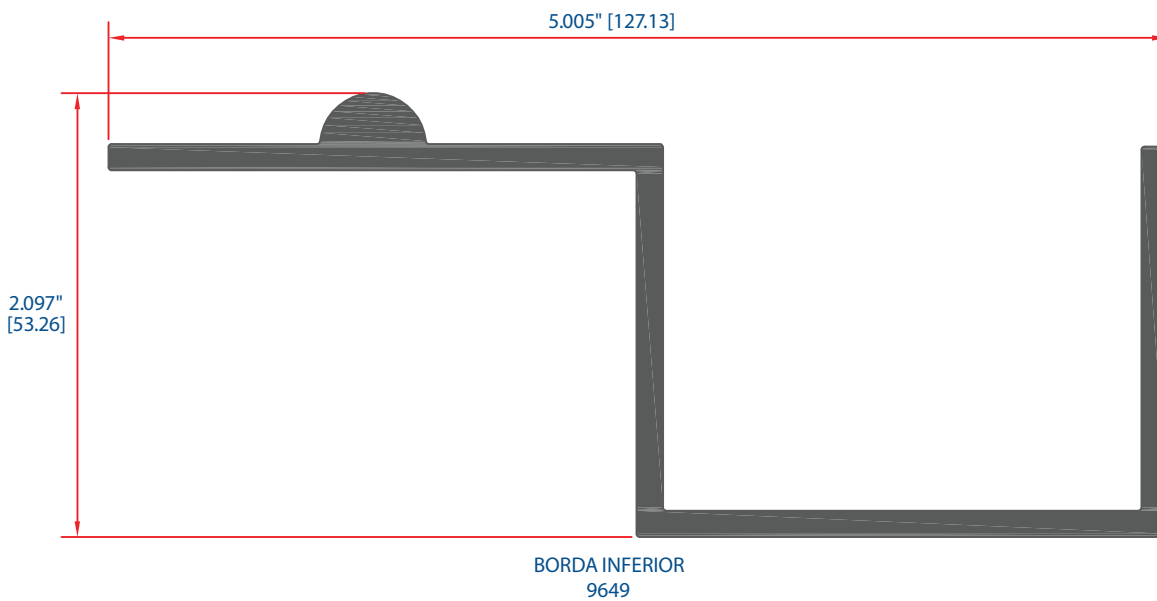



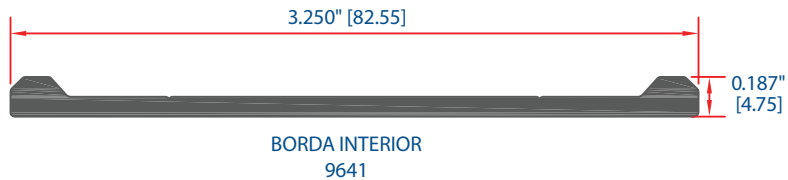
## Tabletas y topes para cortinas



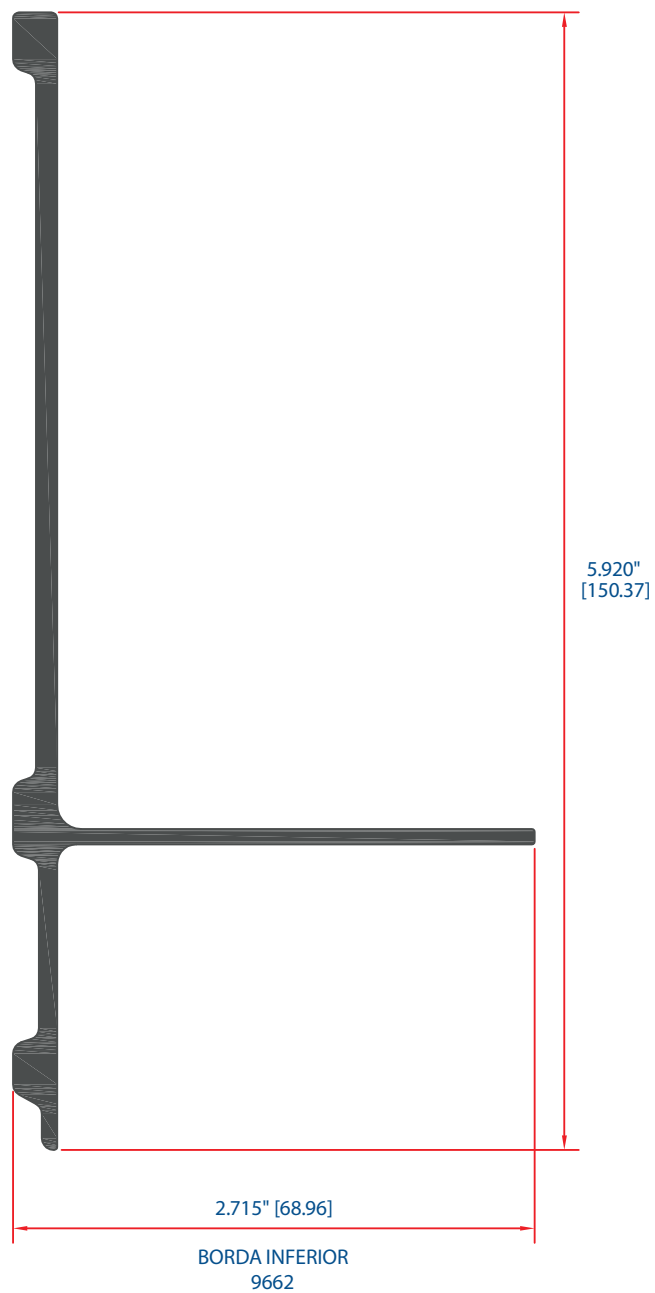
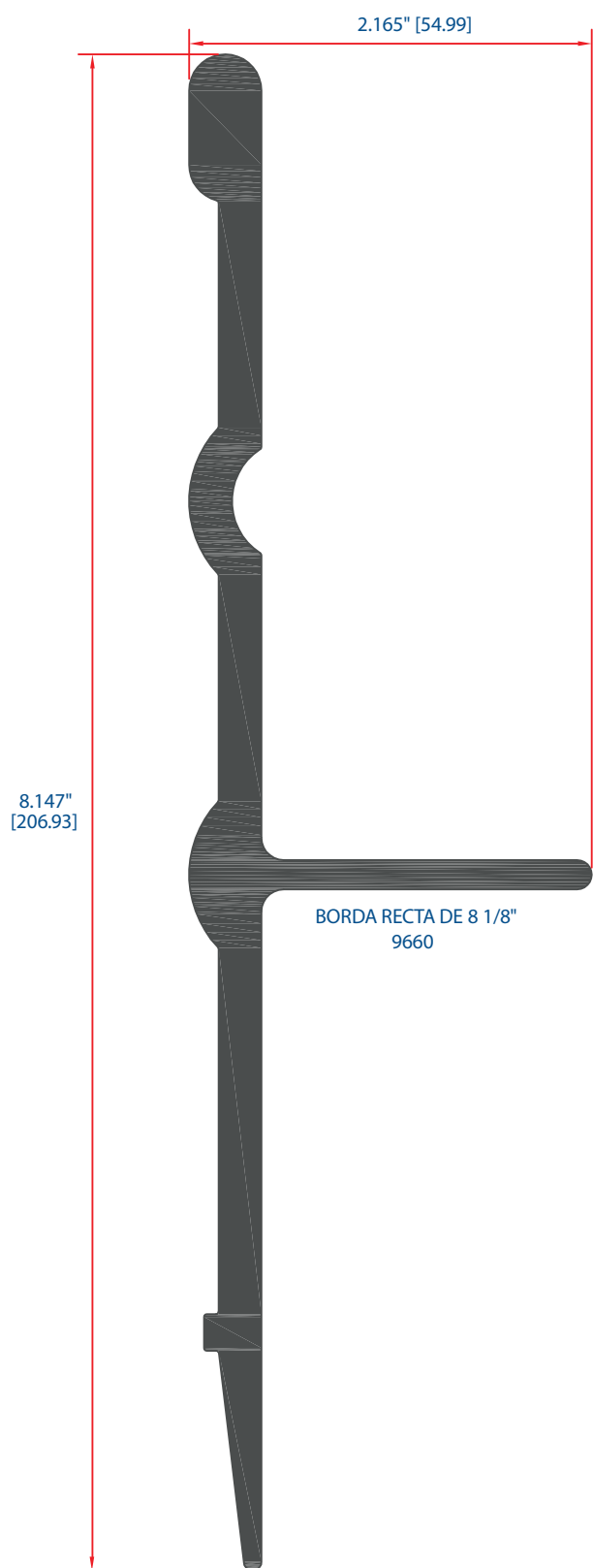
# Bordas

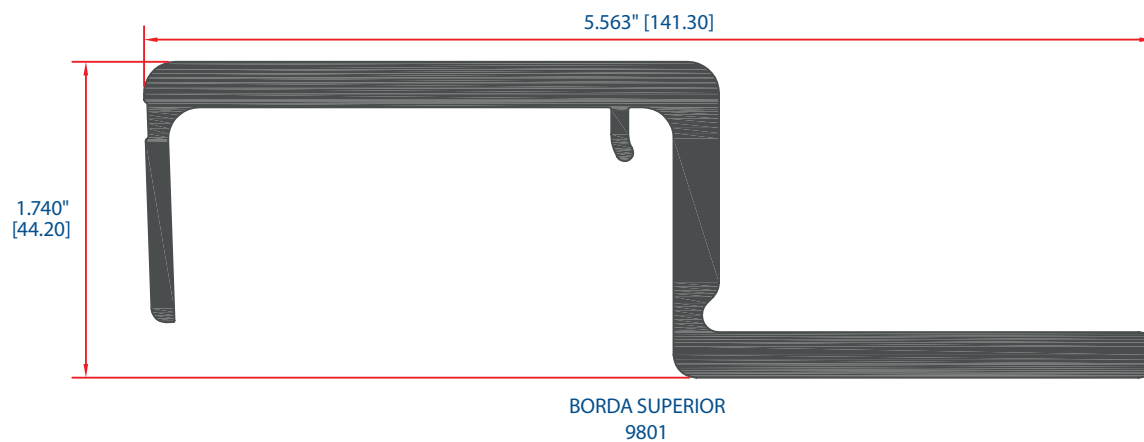
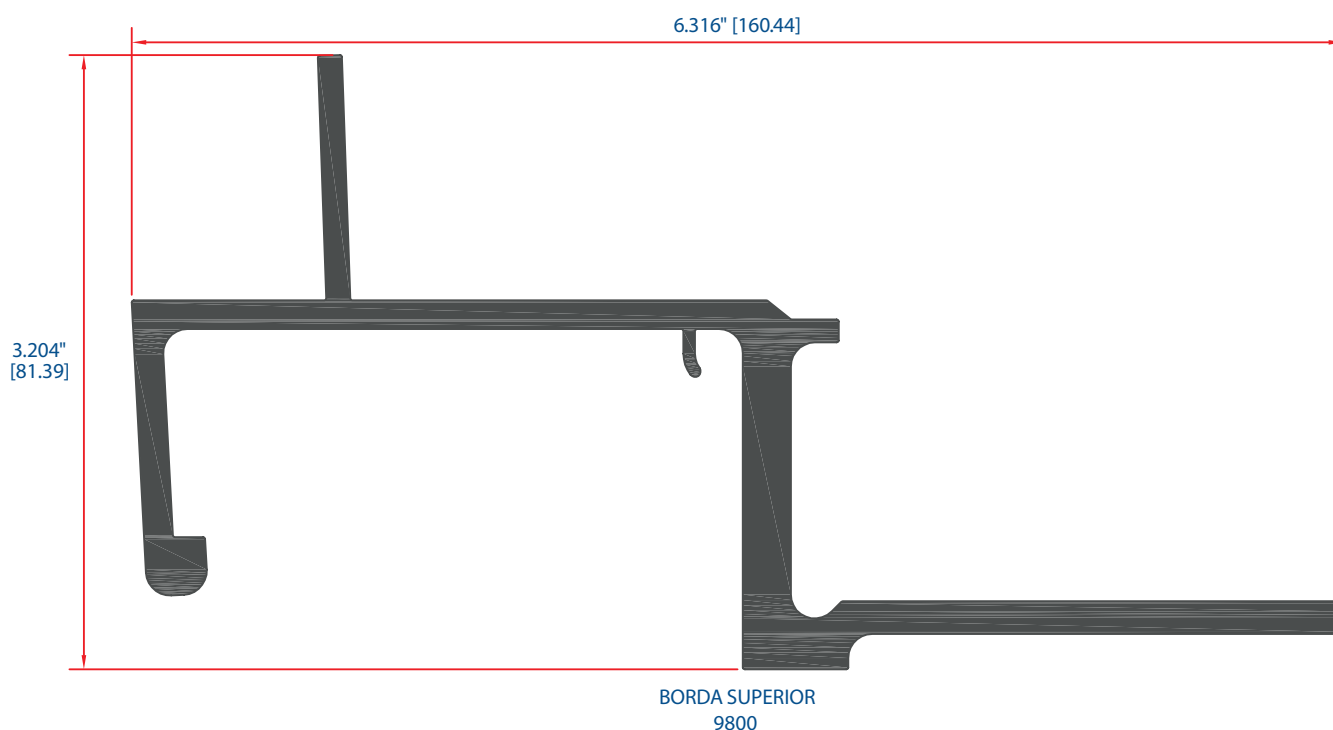


ESCALA 1:1

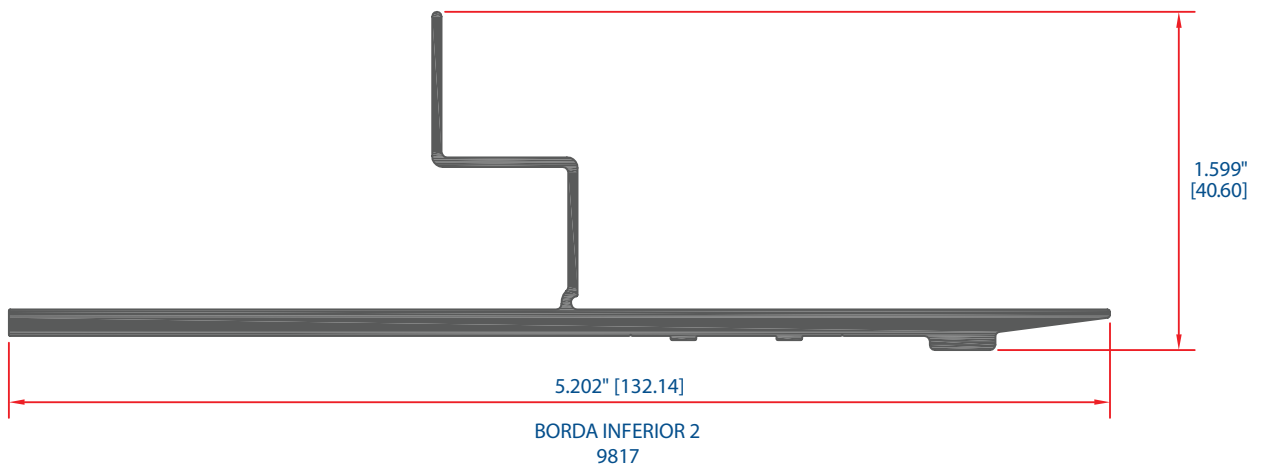
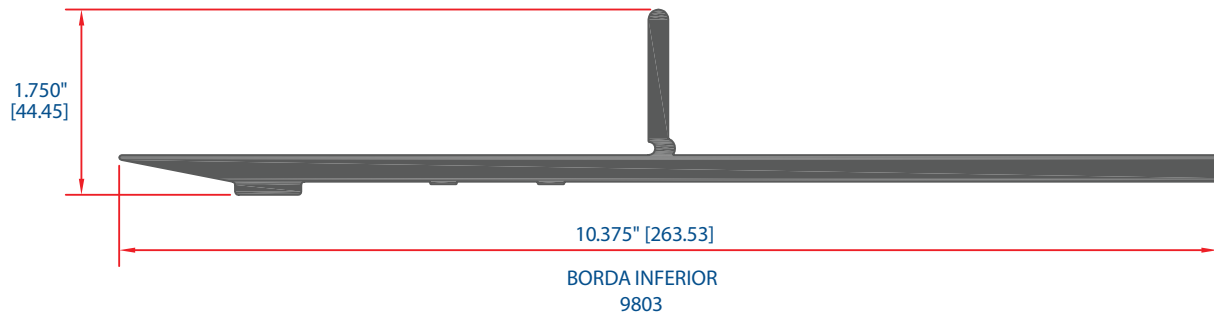
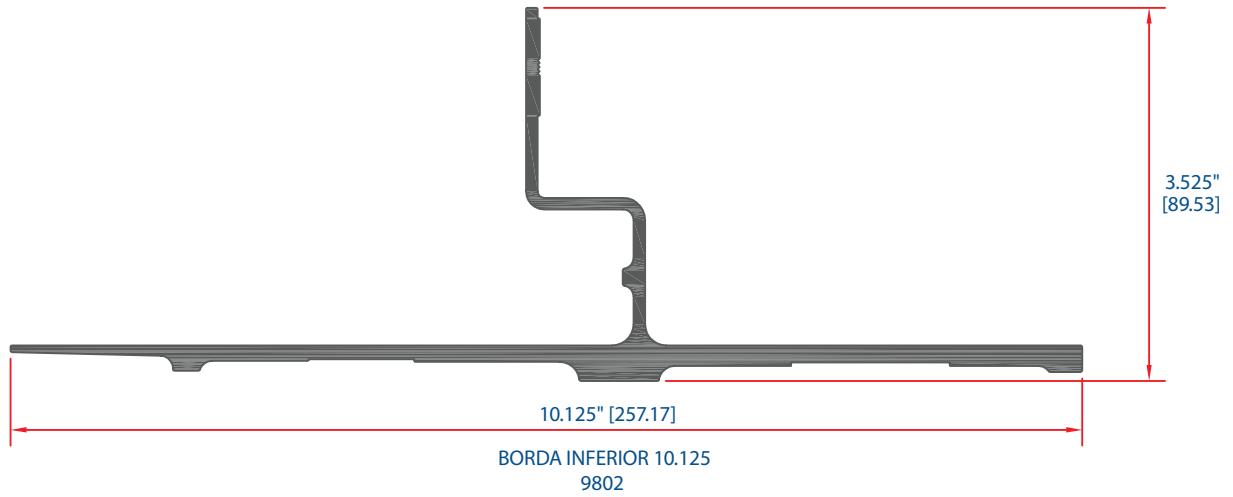


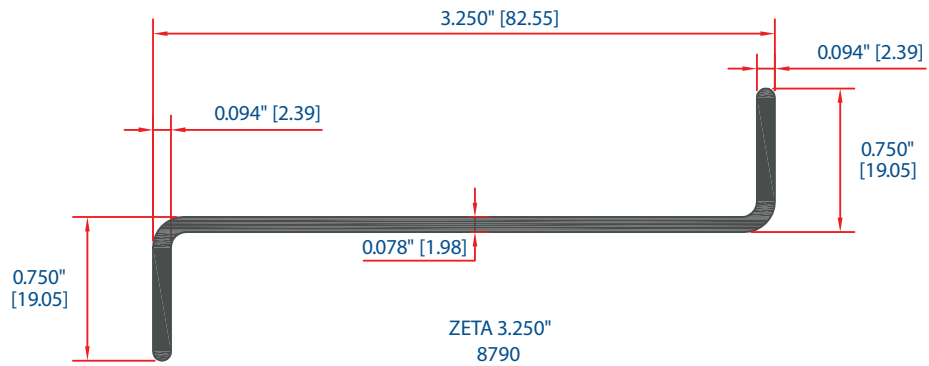
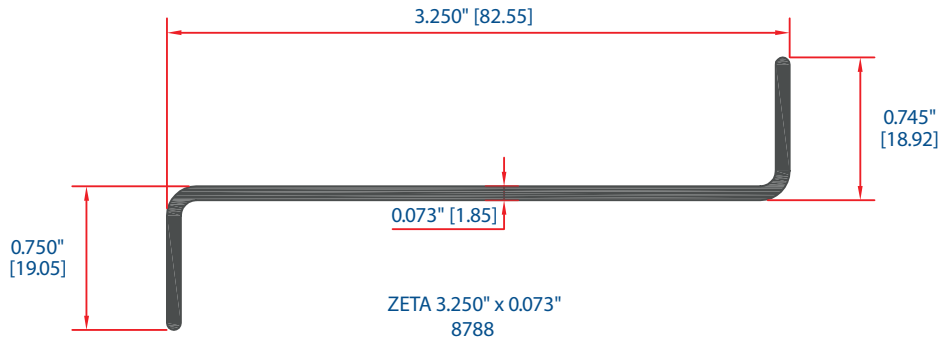
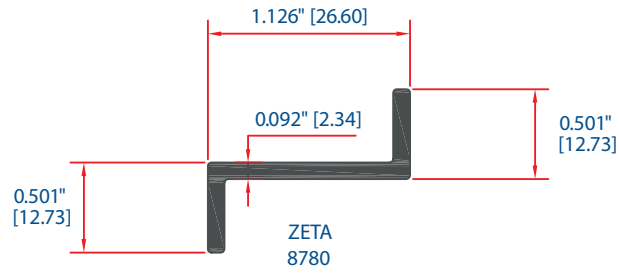
# Bordas



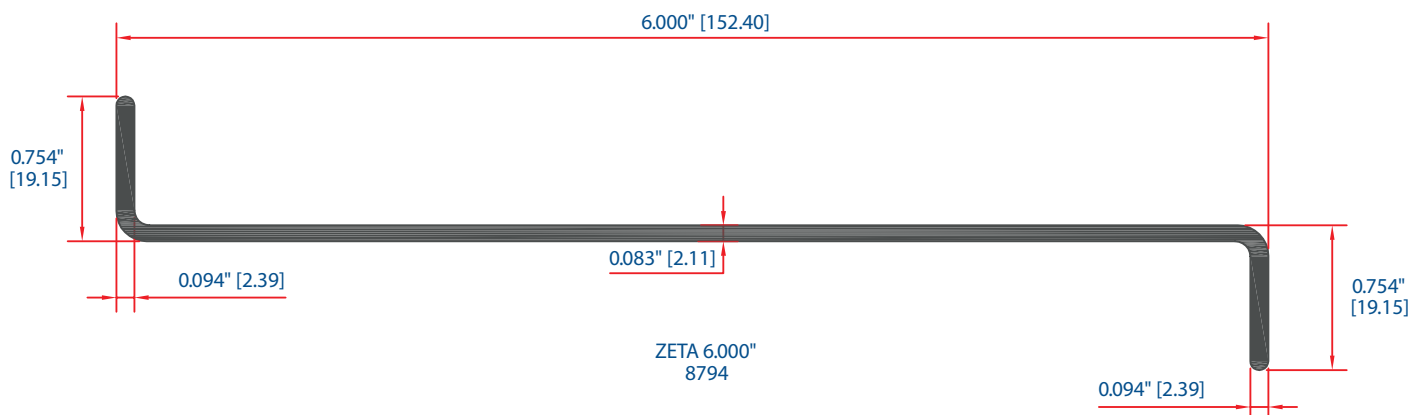
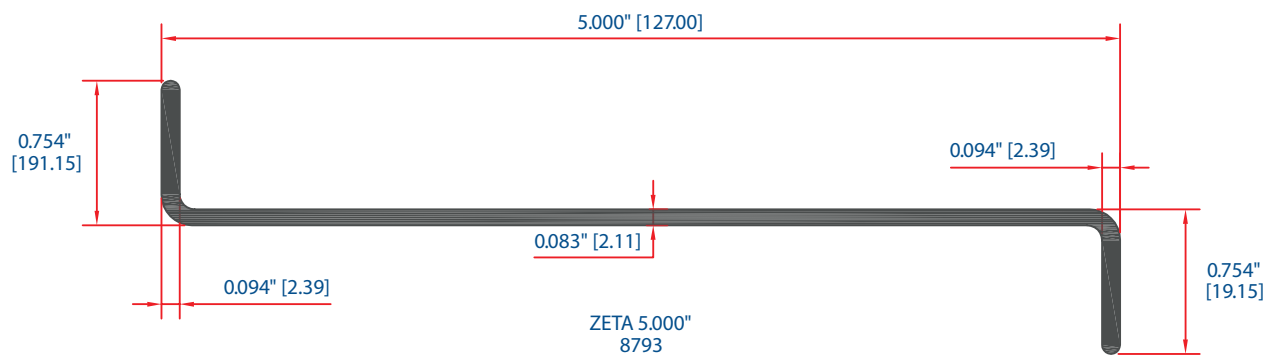
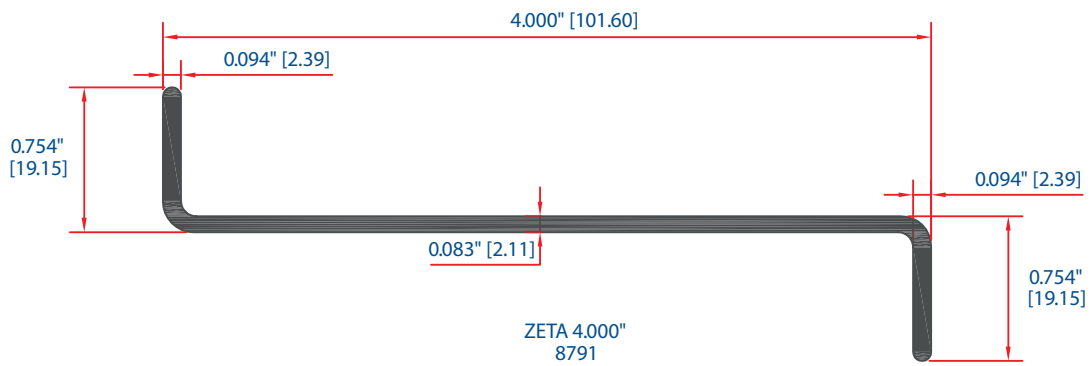


# Bordas

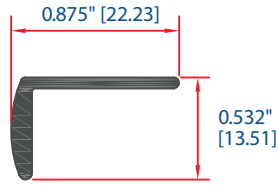




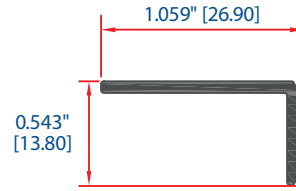
# Zetas



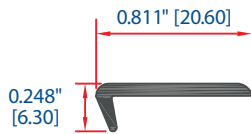
# Ribetes y jota para vidrio



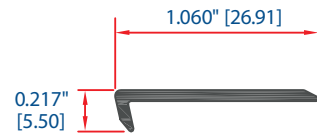
RIBETE DE 3/4"  
9010



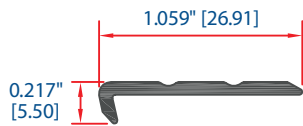
RIBETE DE 1"  
9015



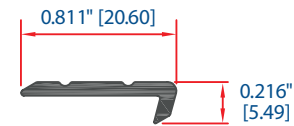
RIBETE DE 3/4"  
9020



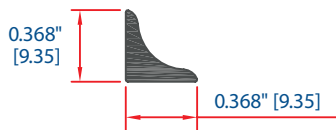
RIBETE UÑA LISA  
9030



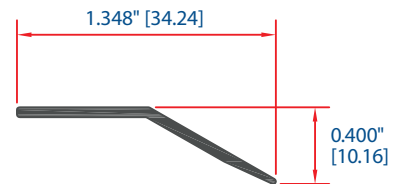
RIBETE DE UÑA  
9040



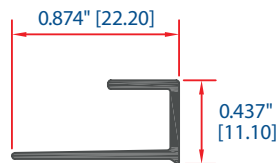
RIBETE DE UÑA CORTO  
9041



RIBETE ESQUINERO  
9050

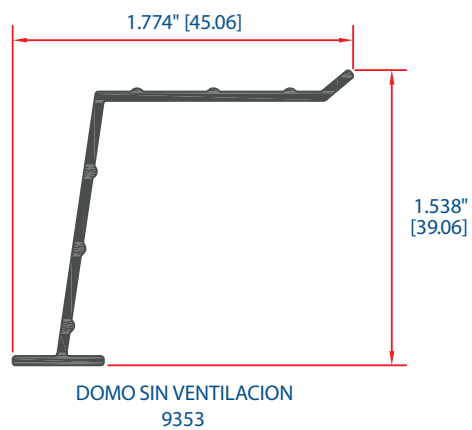
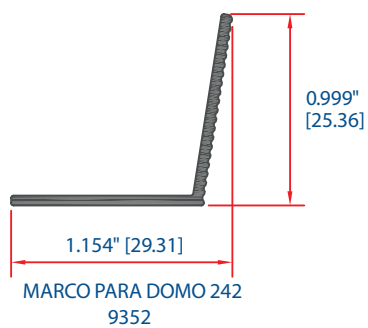

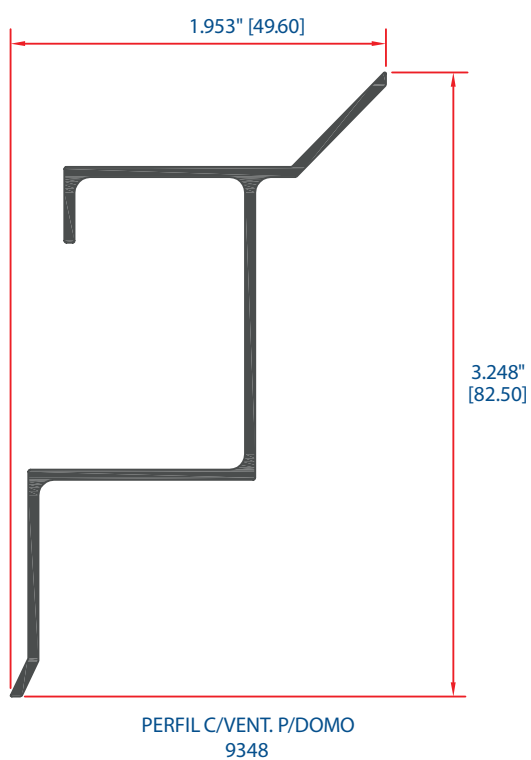


RIBETE DE ALFOMBRA  
9060

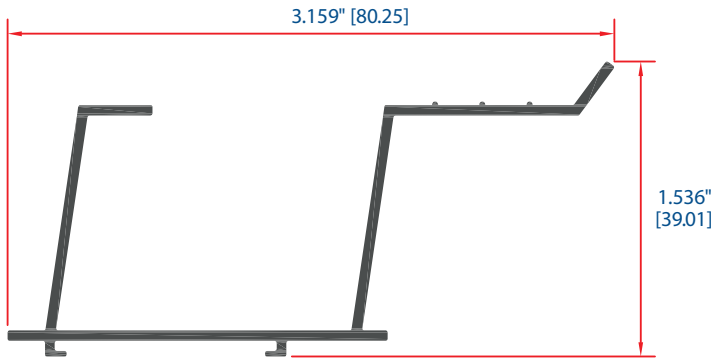


JOTA PARA VIDRIO  
9061


# Marcos para domos



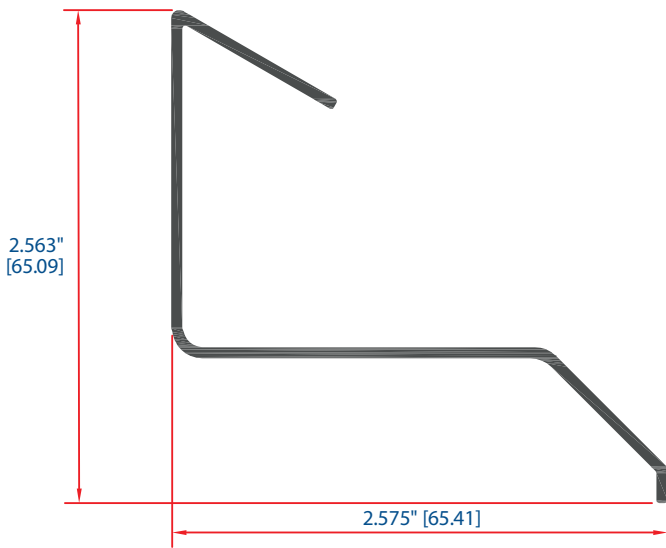
# Marcos para domos



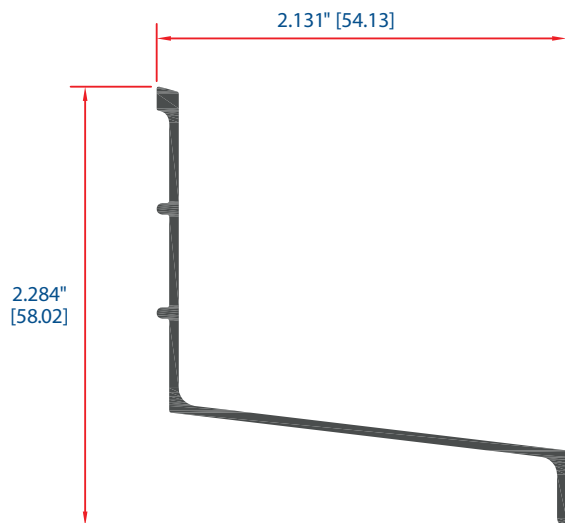
DOMO CON VENTILACION  
9354



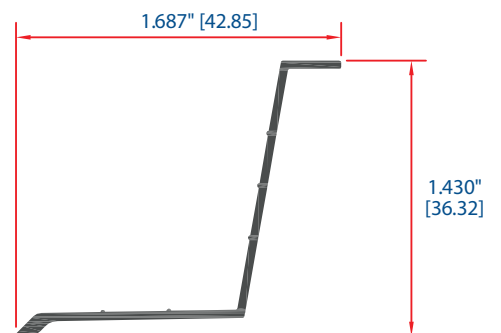
CABEZAL TRAPECIO P/DOMO  
9355



MARCO P/DOMO No.2  
9356



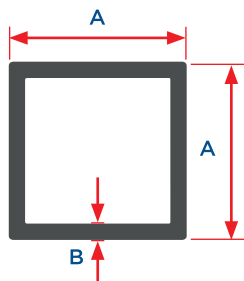
MARCO PARA DOMO No.1  
9357



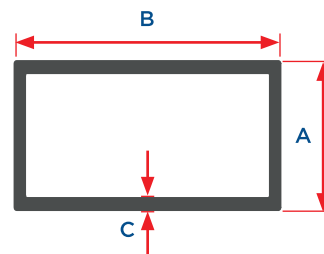
MARCO PARA DOMO LIGERO  
9361

# Tubos cuadrados y rectangulares

### TUBOS CUADRADOS



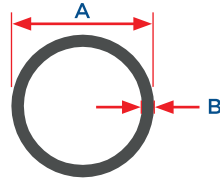
### TUBOS RECTANGULARES



CLAVE	PULGADAS		MILÍMETROS		PESO kg/m	PERÍMETRO cm
	A	B	A	B		
7390	0.500	0.050	12.700	1.270	0.158	5.010
7395	0.631	0.074	16.027	1.880	0.286	6.140
7400	0.750	0.050	19.050	1.270	0.245	7.620
7401	0.750	0.063	19.050	1.600	0.303	7.594
7499	1.000	0.050	25.400	1.270	0.335	10.130
7500	1.000	0.045	25.400	1.143	0.303	10.100
7502	1.000	0.063	25.400	1.600	0.413	10.130
7505	1.250	0.063	31.750	1.600	0.524	12.630
7506	1.250	0.125	31.750	3.175	0.990	12.560
7507	1.250	0.048	31.750	1.219	0.412	12.630
7511	1.500	0.050	38.100	1.270	0.507	15.170
7512	1.500	0.040	38.100	1.016	0.399	14.680
7515	1.750	0.050	44.450	1.270	0.594	17.710
7516	1.750	0.045	44.450	1.143	0.544	17.710
7520	2.000	0.063	50.800	1.600	0.855	20.180
7521	2.000	0.053	50.800	1.346	0.735	20.250
7523	2.000	0.125	50.800	3.175	1.651	20.250
7525	2.500	0.082	63.500	2.083	1.404	25.360
7530	3.000	0.083	76.200	2.108	1.694	30.410
7531	3.000	0.062	76.200	1.575	1.283	30.410
7534	4.000	0.094	101.60	2.390	2.580	40.500
7535	4.000	0.125	76.200	3.175	3.410	40.500
17400	0.750	0.043	19.050	1.092	0.212	7.533
17500	1.000	0.043	25.400	1.092	0.291	10.100
17511	1.500	0.042	38.100	1.067	0.433	15.170

CLAVE	PULGADAS			MILÍMETROS			PESO kg/m	PERÍMETRO cm
	A	B	C	A	B	C		
7990	0.374	0.750	0.063	9.500	19.050	1.600	0.222	5.640
8000	0.500	1.000	0.050	12.700	25.400	1.270	0.248	7.554
8001	0.750	1.000	0.040	19.050	25.400	1.016	0.226	8.480
8006	0.750	1.500	0.045	19.050	38.100	1.143	0.340	11.360
8015	1.000	1.500	0.062	25.400	38.100	1.575	0.516	12.560
8020	0.750	1.750	0.061	19.050	44.450	1.549	0.516	12.630
8036	1.000	2.000	0.050	25.400	50.800	1.270	0.507	15.100
8041	1.000	2.000	0.062	25.400	50.800	1.575	0.592	14.150
8045	1.250	2.500	0.062	31.750	63.500	1.575	0.791	18.910
8046	1.250	2.500	0.054	31.750	63.500	1.372	0.698	18.980
8050	1.250	2.500	0.079	31.750	63.500	2.007	1.007	18.980
8051	1.250	2.500	0.060	31.750	63.500	1.524	0.727	17.960
8052	1.250	2.500	0.063	31.750	63.500	1.600	0.757	17.960
8055	1.000	3.000	0.078	25.400	76.200	1.981	1.060	20.250
8065	1.500	3.000	0.078	38.100	76.200	1.981	1.195	22.730
8066	1.500	3.000	0.059	38.100	76.200	1.499	0.920	22.790
8071	1.750	3.000	0.058	44.450	76.200	1.473	0.941	24.060
8075	1.000	4.000	0.079	25.400	101.600	2.007	1.353	17.560
8077	1.500	4.000	0.078	38.100	101.600	1.981	1.468	27.870
8080	1.750	4.000	0.078	44.450	101.600	1.981	1.526	29.140
8085	3.687	5.812	0.125	93.650	147.625	3.175	4.068	47.990
18006	0.750	1.500	0.040	19.050	38.100	1.016	0.307	11.360
18036	1.000	2.000	0.045	25.400	50.800	1.143	0.461	15.100
18055	1.000	3.000	0.062	25.400	76.200	1.575	0.848	20.250
18071	1.750	3.000	0.050	44.450	76.200	1.270	0.820	24.060
18080	1.750	4.000	0.070	44.450	101.600	1.778	1.373	29.140

TUBOS REDONDOS



TUBOS CÉDULA 40

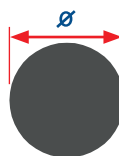
CLAVE		PULGADAS		MILÍMETROS		PESO kg/m	PERÍMETRO cm
		A	B	A	B		
9520	1/2	0.840	0.104	21.336	2.642	0.423	6.703
9521	3/4	1.050	0.107	26.670	2.718	0.560	8.379
9522	1	1.315	0.124	33.401	3.150	0.815	10.500
9523	1 1/4	1.660	0.126	42.164	3.200	1.069	13.250
9524	1 1/2	1.900	0.136	48.260	3.454	1.323	15.160
9525	2	2.375	0.143	60.325	3.632	1.761	18.950
9526	2 1/2	2.875	0.188	73.025	4.775	2.791	22.940
9527	3	3.500	0.196	88.900	4.978	3.586	27.930
9543	3 1/2	4.000	0.207	101.600	5.258	4.354	31.920
9528	4	4.500	0.215	114.300	5.461	5.101	35.910
9544	5	5.563	0.230	141.300	5.842	6.796	44.390
9545	6	6.625	0.257	168.275	6.528	9.041	52.870

TUBOS COPLES

CLAVE		PULGADAS		MILÍMETROS		PESO kg/m	PERÍMETRO cm
		A	B	A	B		
9530	1/2	1.078	0.177	26.411	4.337	0.890	8.600
9531	3/4	1.328	0.196	32.536	4.802	1.224	10.600
9532	1	1.562	0.196	38.269	4.802	1.481	12.460
9533	1 1/4	1.953	0.216	47.849	5.292	2.057	15.584
9534	1 1/2	2.218	0.229	54.341	5.611	2.521	17.700
9535	2	2.750	0.258	67.375	6.321	3.561	21.940
9536	2 1/2	3.281	0.303	80.385	7.424	4.993	26.180
9537	3	3.935	0.318	96.408	7.791	6.364	31.400
9538	4	5.000	0.350	122.500	8.575	9.005	39.900

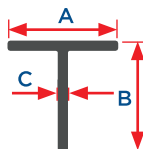
# Barras solidas redondas y tees

## BARRAS REDONDAS SOLIDAS



CLAVE	PULGADAS	MILÍMETROS	PESO	PERÍMETRO
	Ø	Ø	kg/m	cm
8799	0.188	4.775	0.054	1.400
8800	0.250	6.350	0.086	1.990
8805	0.312	7.925	0.136	2.490
8810	0.375	9.525	0.194	2.992
8811	0.625	15.875	0.540	4.990
8815	0.900	22.860	1.120	7.180
8825	0.500	12.700	0.346	3.990
8830	0.750	19.050	0.778	5.985
8832	1.000	25.400	1.384	7.980
8834	1.031	26.187	1.471	8.230
8838	1.500	38.100	3.112	11.970
8840	1.325	33.655	2.429	10.570
8842	1.350	34.290	2.521	10.770
8844	1.250	31.750	2.145	9.970
8848	2.500	63.500	8.645	19.950
8849	2.875	73.025	11.434	22.940

## TEES



CLAVE	PULGADAS			MILÍMETROS			PESO	PERÍMETRO
	A	B	C	A	B	C	kg/m	cm
8750	0.750	0.750	0.062	19.050	19.050	1.575	0.156	7.490
8760	1.000	1.000	0.040	25.400	25.400	1.016	0.137	10.070
8762	1.000	1.000	0.045	25.400	25.400	1.143	0.153	10.070
8765	1.000	1.000	0.062	25.400	25.400	1.575	0.210	10.030
8770	1.500	1.500	0.125	38.100	38.100	3.175	0.628	15.110
8771	1.000	1.000	0.062	25.400	25.400	1.570	0.300	-
8775	1.000	1.000	0.125	25.400	25.400	3.180	0.405	10.100

SOLERAS

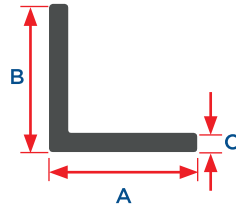


CLAVE	PULGADAS		MILÍMETROS		PESO kg/m	PERÍMETRO cm
	A	B	A	B		
8499	4.250	0.420	107.950	10.670	3.144	23.660
8508	1.000	0.250	25.400	6.350	0.440	6.324
8509	0.750	0.125	19.050	3.175	0.165	4.419
8510	0.375	0.125	9.530	3.180	0.082	7.160
8511	0.375	0.250	9.530	6.350	0.165	3.180
8517	1.750	0.197	44.450	5.000	0.593	9.460
8519	0.500	0.063	12.700	1.600	0.055	2.800
8520	0.500	0.125	12.700	3.175	0.110	3.149
8521	0.750	0.125	19.050	3.180	0.165	4.400
8522	0.500	0.250	12.700	6.350	0.219	3.740
8523	0.750	0.188	19.050	4.775	0.248	4.700
8524	0.750	0.063	19.050	1.600	0.083	4.080
8525	1.000	0.063	25.400	1.600	0.109	5.330
8526	3.000	0.125	76.200	3.180	0.660	15.810
8527	1.000	0.125	25.400	3.175	0.220	5.689
8528	4.000	0.375	101.600	9.525	2.642	22.160
8529	1.000	0.188	25.400	4.775	0.330	5.970
8530	1.500	0.250	38.100	6.350	0.656	8.820
8531	1.500	0.500	38.100	12.700	1.313	9.880
8533	1.500	0.125	38.100	3.175	0.330	8.229
8534	2.000	0.080	50.800	2.030	0.281	10.500
8535	2.000	0.125	50.800	3.175	0.440	10.770
8536	2.000	0.075	50.800	1.905	0.264	10.480
8537	2.000	0.187	50.800	4.750	0.655	11.040
8538	2.637	0.073	66.980	1.854	0.337	13.610
8539	2.500	0.118	63.500	3.000	0.514	13.040
8540	2.875	0.075	73.030	1.910	0.400	14.900
8541	3.937	0.394	100.000	10.008	2.730	21.930
8542	5.906	0.394	150.012	10.008	4.096	31.930

CLAVE	PULGADAS		MILÍMETROS		PESO kg/m	PERÍMETRO cm
	A	B	A	B		
8543	3.000	0.250	76.200	6.350	1.321	16.440
8544	5.906	0.591	150.012	15.011	6.144	32.940
8545	3.875	0.125	98.425	3.175	0.847	20.250
8546	3.875	0.079	98.425	2.007	0.542	20.020
8547	4.000	0.260	101.600	6.604	1.830	21.570
8549	1.250	0.188	31.750	4.775	0.412	7.310
8550	6.000	0.250	152.400	6.350	2.642	31.680
8551	5.906	0.787	150.012	19.990	8.189	33.930
8553	7.874	0.787	200.000	19.990	10.918	43.930
8554	7.874	0.984	200.000	24.994	13.648	44.930
8555	5.000	0.250	127.000	6.350	2.201	26.600
8556	7.874	0.394	200.000	10.008	5.460	41.930
8559	8.551	0.236	217.200	5.990	3.512	44.170
8560	4.000	0.118	101.600	3.000	0.826	20.660
8561	6.000	0.118	152.400	3.000	1.242	30.820
8562	2.000	0.750	50.800	19.050	2.642	13.900
8563	5.000	0.500	127.000	12.700	4.403	27.870
8564	1.500	0.188	38.100	4.775	0.495	8.490
8565	2.000	1.000	50.800	25.400	3.520	15.070
8566	12.000	0.250	304.800	6.350	5.284	62.160
8567	1.500	0.750	38.100	19.050	1.981	11.360
8568	1.000	0.250	25.400	6.350	0.440	6.260
8569	9.000	0.750	228.600	19.050	11.890	49.440
8570	1.500	0.368	38.100	9.347	0.970	9.420
8572	2.875	0.085	73.030	2.160	0.430	14.970
8573	8.000	0.065	203.200	1.650	0.916	40.900
8574	6.000	1.500	152.400	38.100	15.851	38.030
8575	2.000	0.250	50.800	6.350	0.880	11.300
8576	12.500	1.000	317.500	25.400	22.016	68.580

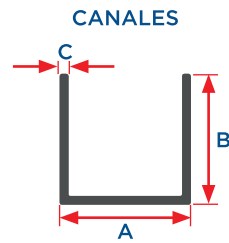
# Ángulos

## ÁNGULOS




CLAVE	PULGADAS			MILÍMETROS			PESO kg/m	PERÍMETRO cm
	A	B	C	A	B	C		
8607	0.490	0.490	0.060	12.450	12.450	1.520	0.096	4.760
8608	0.750	0.750	0.050	19.050	19.050	1.270	0.128	7.580
8609	0.500	0.500	0.050	12.700	12.700	1.270	0.084	5.040
8613	0.750	0.375	0.050	19.050	9.530	1.270	0.094	5.620
8615	0.500	0.500	0.062	12.700	12.700	1.575	0.103	5.041
8616	0.250	0.500	0.053	6.350	12.700	1.346	0.065	3.760
8619	0.750	0.750	0.040	19.050	19.050	1.016	0.103	7.520
8620	0.750	0.750	0.063	19.050	19.050	1.600	0.158	7.581
8621	0.750	0.500	0.063	19.050	12.700	1.600	0.131	6.311
8623	0.750	0.500	0.050	19.050	12.700	1.270	0.105	6.250
8624	0.750	0.250	0.050	19.050	6.350	1.270	0.083	4.980
8625	0.750	0.750	0.125	19.050	19.050	3.175	0.303	7.581
8629	1.000	1.000	0.040	25.400	25.400	1.016	0.137	10.060
8630	1.000	1.000	0.045	25.400	25.400	1.143	0.155	10.090
8631	1.000	0.500	0.125	25.400	12.700	3.180	0.302	7.520
8632	1.000	1.000	0.062	25.400	25.400	1.575	0.210	10.120
8634	1.000	1.000	0.050	25.400	25.400	1.270	0.172	10.120
8635	1.500	0.750	0.125	38.100	19.050	3.175	0.468	11.390
8636	2.040	0.723	0.078	51.820	18.360	1.980	0.363	13.770
8640	1.000	1.000	0.125	25.400	25.400	3.175	0.413	10.120
8641	1.000	0.250	0.050	25.400	6.350	1.270	0.106	6.300
8642	1.250	1.250	0.063	31.750	31.750	1.600	0.268	12.600
8643	1.000	1.000	0.188	25.400	25.400	4.775	0.598	10.060
8644	1.250	1.250	0.125	31.750	31.750	3.175	0.523	12.660
8645	1.500	1.500	0.188	38.100	38.100	4.775	0.926	15.120
8646	1.500	1.500	0.125	38.100	38.100	3.175	0.633	15.200

CLAVE	PULGADAS			MILÍMETROS			PESO kg/m	PERÍMETRO cm
	A	B	C	A	B	C		
8647	1.500	1.500	0.250	38.100	38.100	6.350	1.226	15.180
8648	1.500	1.500	0.062	38.100	38.100	1.575	0.323	15.200
8649	2.000	2.000	0.062	50.800	50.800	1.575	0.433	20.280
8650	2.000	2.000	0.188	50.800	50.800	4.775	1.259	20.220
8651	2.000	2.000	0.125	50.800	50.800	3.175	0.853	20.280
8652	2.000	2.000	0.250	50.800	50.800	6.350	1.648	20.100
8653	2.500	2.500	0.125	63.500	63.500	3.175	1.073	25.330
8657	3.000	2.000	0.375	76.200	50.800	9.530	3.051	24.670
8658	3.000	2.000	0.250	76.200	50.800	6.350	2.091	25.300
8659	3.500	1.250	0.125	88.900	31.750	3.180	1.018	24.030
8660	3.000	3.000	0.250	76.200	76.200	6.350	2.532	30.380
8661	4.000	3.000	0.250	101.600	76.200	6.350	2.972	35.500
8662	3.000	3.000	0.188	76.200	76.200	4.760	1.915	30.380
8663	3.375	1.375	0.375	85.730	34.930	9.530	2.884	23.720
8665	4.000	4.000	0.250	101.600	101.600	6.350	3.412	40.540
8667	1.500	1.500	0.188	38.100	38.100	4.780	0.930	14.660
8668	3.000	3.000	0.250	76.200	76.200	6.350	2.522	29.550
8670	1.500	1.000	0.058	38.100	25.400	1.473	0.249	12.600
8671	1.500	1.500	0.250	38.100	38.100	6.350	1.209	14.680
8672	1.000	1.000	0.125	25.400	25.400	3.180	0.410	9.790
8673	2.000	2.000	0.188	50.800	50.800	4.780	1.268	19.710
8674	3.000	2.000	0.250	76.200	50.800	6.350	2.081	24.470
8680	1.500	1.000	0.125	38.100	25.400	3.175	0.520	12.600
8689	6.000	3.500	0.250	152.400	88.900	6.350	4.096	46.860
8690	6.000	3.500	0.312	152.400	88.900	7.925	5.104	47.100
8691	4.000	1.375	0.375	101.600	34.930	9.530	3.295	26.960



CLAVE	PULGADAS			MILÍMETROS			PESO kg/m	PERÍMETRO cm
	A	B	C	A	B	C		
8700	0.375	0.375	0.040	9.525	9.525	1.016	0.073	5.420
8702	2.250	0.688	0.250	57.150	17.480	6.350	1.338	16.850
8707	0.375	0.250	0.063	9.525	6.350	1.600	0.082	4.080
8708	0.500	0.500	0.062	12.700	12.700	1.575	0.151	7.250
8709	0.625	0.500	0.063	15.875	12.700	1.600	0.165	7.886
8710	0.500	0.500	0.035	12.700	12.700	0.889	0.088	7.360
8711	1.250	0.500	0.076	31.750	12.700	1.930	0.280	10.900
8712	1.590	0.870	0.079	40.386	22.098	2.007	0.425	15.920
8713	1.102	0.669	0.078	27.991	16.993	1.981	0.300	11.430
8714	1.700	1.000	0.063	43.180	25.400	1.600	0.396	18.270
8715	1.579	0.870	0.060	40.107	22.098	1.524	0.325	15.940
8716	1.000	1.000	0.062	25.400	25.400	1.575	0.314	14.790
8717	1.102	0.669	0.079	27.991	16.993	2.007	0.303	11.430
8718	0.334	0.544	0.045	8.480	13.820	1.140	0.106	6.910
8719	0.875	0.563	0.063	22.225	14.300	1.600	0.206	9.792
8725	1.500	0.750	0.062	38.100	19.050	1.570	0.314	14.790
8726	1.651	0.900	0.109	41.940	22.860	2.770	0.594	16.220
8727	5.000	1.375	0.375	127.000	34.930	9.530	4.617	36.920
8728	2.188	0.625	0.063	55.580	15.880	1.600	0.367	16.980
8738	3.937	1.969	0.197	100.000	50.010	5.000	2.594	38.730
8739	7.087	3.150	0.315	180.010	80.010	8.000	7.072	65.860
8740	2.000	1.000	0.062	50.800	25.400	1.575	0.420	19.760
8742	3.000	2.830	0.200	76.200	71.880	5.080	2.734	42.550
8743	4.000	2.000	0.230	101.60	50.800	5.840	2.602	39.230
8744	3.000	1.500	0.188	76.200	38.100	4.780	1.617	29.200
8745	3.000	1.000	0.116	76.200	25.400	2.946	0.989	24.540
8747	3.000	1.250	0.187	76.200	31.750	4.750	1.703	26.660
8748	5.020	1.772	0.394	127.510	45.010	10.010	5.304	40.180
8751	2.000	0.563	0.087	50.800	14.300	2.210	0.594	14.950

Piso Acanalado





#### GUADALAJARA

Av. 8 de julio #1701

Col.Tepopote

TELS.(33) 3613-1409

(33) 3613-1737

guadalajara@dialuc.com.mx

#### MORELIA

Eduardo Ruiz #751

Col. Centro

TELS.(443) 313-3257

FAX. 317-3483

morelia@dialuc.com.mx

#### LEON

Otomies #407

Col. Bugambilias

TEL.(477) 784-0002

(477) 771-9867

leon@dialuc.com.mx

#### URUAPAN

Morelos # 175

Col. Morelos

TELS.(452) 524-3147

uruapan@dialuc.com.mx

#### TEMPERED GLASS

GALEANA 12

Col. Morelos

ventastempladora@dialuc.com.mx

[www.dialuc.com.mx](http://www.dialuc.com.mx)

